

Motor-Related and Cognition-Related Safety of Pimavanserin in Patients with Parkinson's Disease Psychosis

Victor Abler, Clive Ballard, Ana Berrio, Bruce Coate, Cecilia Brain, Alberto Espay

INTRODUCTION

- Off-label use of antipsychotics in elderly patients is associated with cognitive and motor side effects, impairing their quality of life.
- Here, motor- and cognition-related safety of pimavanserin, a selective 5-HT_{2A} inverse agonist/antagonist,¹ in patients with Parkinson's disease (PD) psychosis (PDP) was evaluated.

METHODS

- This analysis included patients with PDP who were treated with pimavanserin 34 mg and enrolled in 3 randomized, double-blind, placebo-controlled, 6-week studies (012, 014, and 020) and a subgroup of patients with PD dementia enrolled in HARMONY (NCT03325556).²
- Motor function was evaluated using the Unified Parkinson's Disease Rating Scale (UPDRS) parts II (activities of daily living) and III (motor examination) among the pooled trials, or the Extrapyramidal Symptom Rating Scale-Abbreviated (ESRS-A) in HARMONY.
 - Change from baseline (CFB) in UPDRS II + III score for the pooled analysis was calculated as least squares mean (LSM) from a mixed-effect model repeated for measure model.
- Cognition was evaluated using the Mini-Mental State Examination (MMSE) and was analyzed using descriptive statistics in HARMONY.

RESULTS

- In the pooled analysis, LSM (standard error [SE]) CFB to week 6 UPDRS II + III scores were similar for pimavanserin (-2.4 [0.69]) and placebo (-2.3 [0.60]) (Figure 1).
- CFB in MMSE score was also comparable between pimavanserin- and placebo-treated patients in HARMONY (open-label [OL; n=37]: mean [SE] CFB to week 12, 0.3 [0.66]; double-blind [DB] mean [SE] CFB to week 26: pimavanserin [n=4], 0.8 [0.75]; placebo [n=2], 0.5 [2.50]) (Figure 2).

DISCUSSION

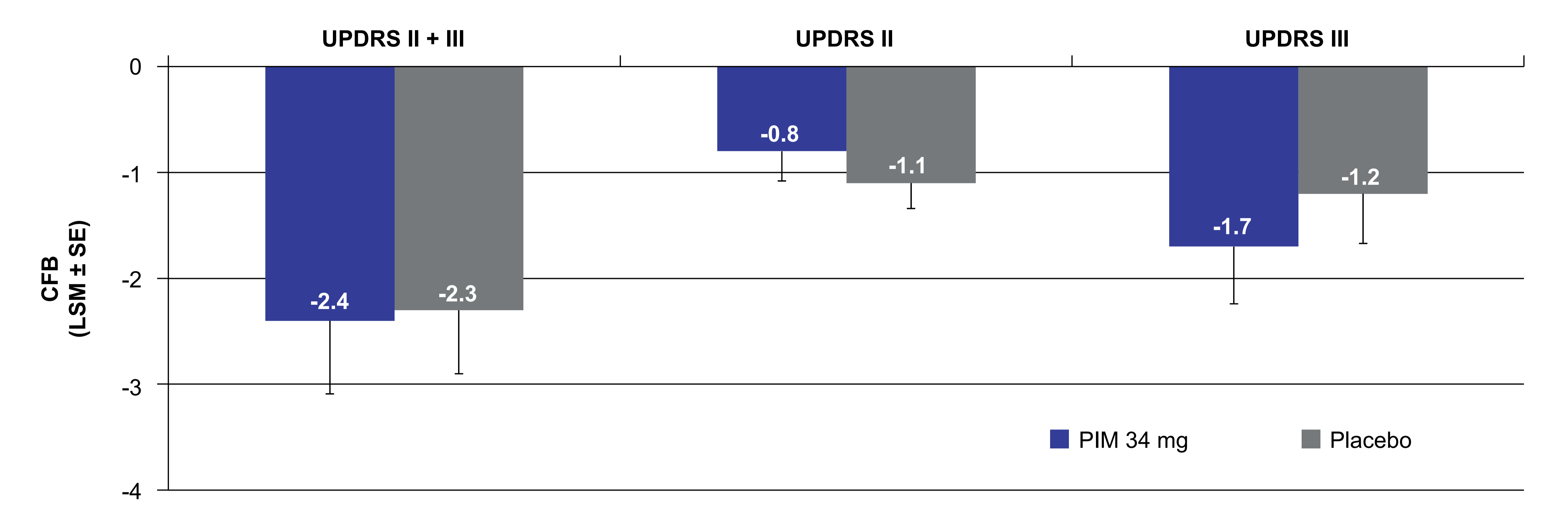
- Results from a pooled analysis of 3 trials and a post hoc subgroup analysis of HARMONY support a favorable safety profile of pimavanserin among people with PDP or PD dementia with psychosis with no observed motor or cognitive worsening through 6 weeks, with a similar trend through 26 weeks of treatment.
- There is a need for further longitudinal studies of pimavanserin 34 mg in patients with PDP to confirm these findings, as sample sizes were limited past 6 weeks.

FINANCIAL DISCLOSURES
 This study was funded by Acadia Pharmaceuticals Inc. Writing and editorial support was provided by Ashfield MedComms, an Ashfield Health company under the direction of the authors, and funded by Acadia Pharmaceuticals Inc. VA, AB, CB, BC are employees of Acadia Pharmaceuticals Inc. AE has received grant support from the NIH and the Michael J Fox Foundation; personal compensation as a consultant/scientific advisory board member for AbbVie, Neuroderm, Neurocrine, Amneal, Acadia, Acorda, Kyowa Kirin, Sunovion, Lundbeck, and USWorldMeds; honoraria from Acadia, Sunovion, Amneal, USWorldMeds; and publishing royalties from Lippincott Williams & Wilkins, Cambridge University Press, and Springer. He cofounded RE-GAIN Therapeutics, owner of a patent application that covers synthetic soluble non-aggregating peptide analogs as a replacement treatment in proteinopathies. He serves on the editorial boards of the *Journal of Parkinson's Disease*, *Journal of Alzheimer's Disease*, *European Journal of Neurology*, and *JAMA Neurology*. CB has received grants and personal fees from Acadia and Lundbeck, and personal fees from Heptares, Roche, Lilly, Otsuka, Orion, GlaxoSmithKline, and Pfizer.

SUMMARY OF RESULTS

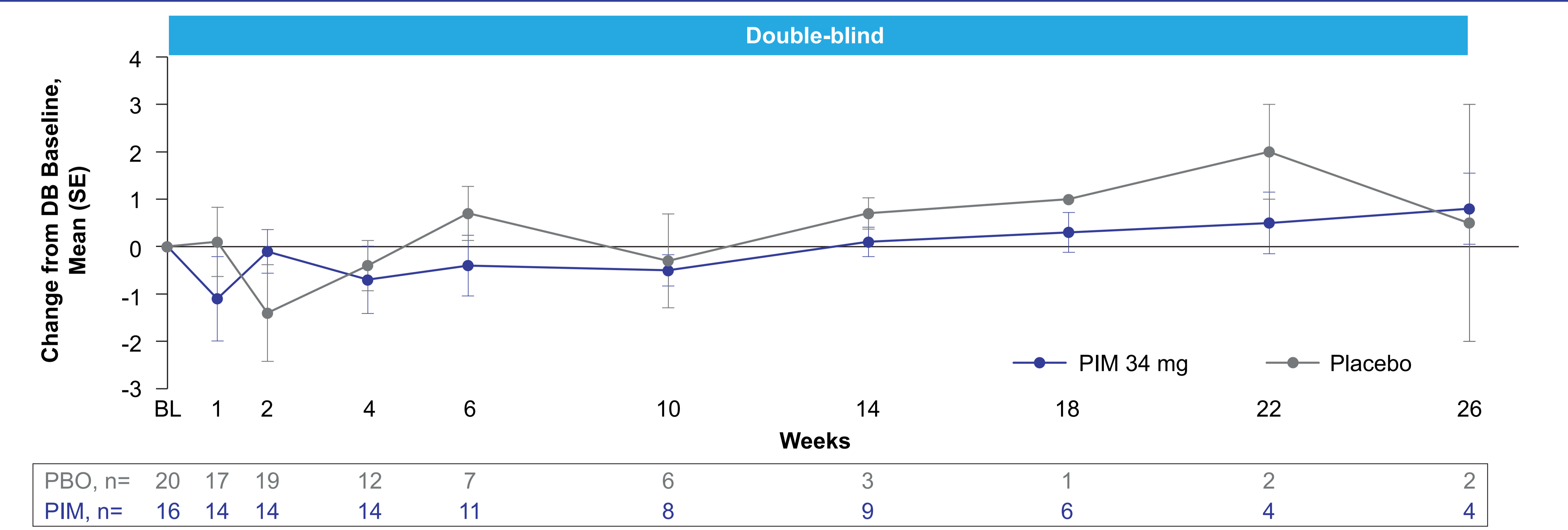
- Pimavanserin 34 mg once daily was well-tolerated in participants with PD psychosis or PD dementia with psychosis and did not worsen motor or cognitive function over the course of 6 weeks and up to 26 weeks of treatment.

Figure 1. Motor-Related Function: UPDRS CFB to Week 6 (Pooled Studies 012, 014, and 020)



CFB, change from baseline; LSM, least squares mean; PIM, pimavanserin; SE, standard error; UPDRS, Unified Parkinson's Disease Rating Scale.

Figure 2. Cognitive Function: MMSE CFB During the DB Period (HARMONY PD Dementia with Psychosis Subgroup)



BL, baseline; CFB, change from baseline; DB, double-blind; MMSE, Mini-Mental State Examination; PBO, placebo; PD, Parkinson's disease; PIM, pimavanserin; SE, standard error.

ADDITIONAL RESULTS

- This pooled analysis included 433 patients (pimavanserin, 202; placebo, 231); 36 and 49 patients were included from the DB and OL periods of HARMONY, respectively (Table 1).

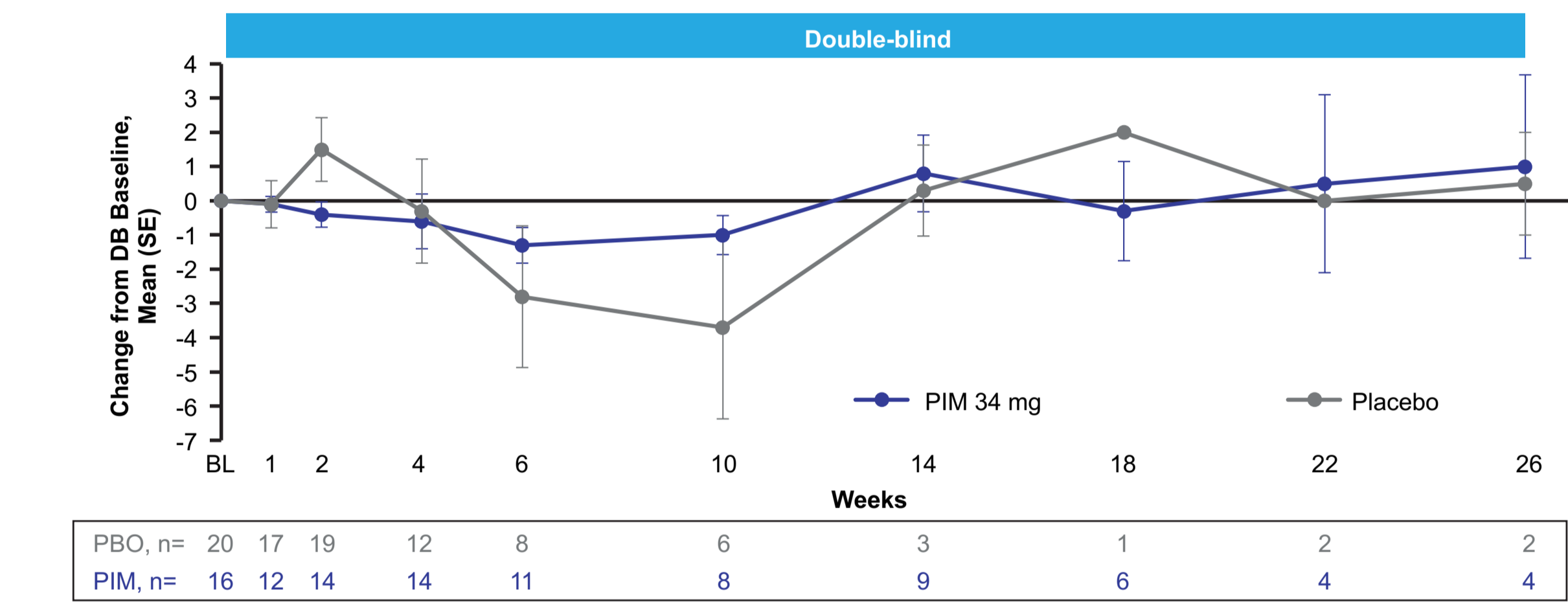
Table 1. Baseline Demographics and Characteristics

	Studies 012, 014, and 020		HARMONY		
	PIM 34 mg (n=202)	Placebo (n=231)	OL PIM 34 mg (n=49)	DB PIM 34 mg (n=16)	DB placebo (n=20)
Age (y), mean (SD)	71.1 (7.33)	71.5 (8.84)	72.6 (7.59)	69.6 (7.12)	72.3 (8.61)
Women, n (%)	58 (28.7)	97 (42)	14 (38.9)	6 (37.5)	8 (40.0)
White, n (%)	183 (90.6)	209 (90.5)	47 (100)	16 (100)	19 (100)
Non-Hispanic, n (%)	196 (97.0)	226 (97.8)	41 (87.2)	15 (81.3)	18 (94.7)
UPDRS II + III, mean (SD)	52.0 (19.26)	52.5 (19.32)	N/A	N/A	N/A
ESRS-A, mean (SD)	N/A	N/A	26.2 (13.24)	27.4 (15.96)	26.3 (14.03)
MMSE, mean (SD)	26.0 (2.66)	26.4 (2.54)	18.9 (5.18)	19.6 (5.03)	19.3 (5.79)

Number of patients with nonmissing values used as the denominator for each group. DB, double-blind; ESRS-A, Extrapyramidal Symptom Rating Scale-Abbreviated; MMSE, Mini-Mental State Examination; N/A, not applicable; OL, open label; PIM, pimavanserin; SD, standard deviation; UPDRS, Unified Parkinson's Disease Rating Scale.

- In the OL period of HARMONY, mean (SE) CFB to week 12 (n=39) ESRS-A score was -1.7 (0.74); in the DB period, mean (SE) CFB to week 26 ESRS-A score was similar between pimavanserin (n=4, 1.0 [2.68]) and placebo (n=2, 0.5 [1.50]) (Figure 3).

Figure 3. Motor-Related Function: ESRS-A Total Score CFB During the DB Period (HARMONY PD Dementia with Psychosis Subgroup).



PD dementia with psychosis pimavanserin 34-mg subgroup as of study end date data cutoff of October 30, 2019. BL, baseline; CFB, change from baseline; DB, double-blind; ESRS-A, Extrapyramidal Symptom Rating Scale-Abbreviated; PBO, placebo; PD, Parkinson's disease; PIM, pimavanserin; SE, standard error.

- Rates of motor- and cognition-related adverse events were balanced between pimavanserin and placebo (Table 2).

Table 2. Motor-Related TEAEs, Pooled Studies 012, 014, and 020 (Pimavanserin 34 mg)

Events, n (%)	Pooled Studies 012, 014, and 020	
	Pimavanserin (n=202)	Placebo (n=231)
Fall	13 (6.4)	21 (9.1)
Orthostatic hypotension, n/N (%)		
Vital sign criteria ^a	58/196 (29.6)	88/229 (38.4)
TEAE PT orthostatic hypotension	2/202 (1.0) ^b	12/231 (5.2)
Either vital sign criteria ^a or TEAE PT orthostatic hypotension	58/202 (28.7) ^b	95/231 (41.1)
Parkinson-like events	9 (4.5)	14 (6.1)
Gait disturbance	5 (2.5)	1 (0.4)
Parkinson's disease	3 (1.5)	1 (0.4)
Tremor	1 (0.5)	4 (1.7)
Freezing phenomenon	1 (0.5)	2 (0.9)
Sedation-related events	13 (6.4)	12 (5.2)
Somnolence	5 (2.5)	6 (2.6)
Fatigue	5 (2.5)	5 (2.2)
Asthenia	3 (1.5)	1 (0.4)
Lethargy	2 (1.0)	0 (0.0)

^aOrthostatic hypotension was defined as a decrease of ≥20 mmHg in systolic blood pressure, or a decrease of ≥15 mmHg in diastolic blood pressure, or an increase of ≥20 bpm in pulse rate, each measured from 5 minutes supine to 1 minute standing at the same visit. ^bMet P < 0.05 level of significance using Fisher's Exact Test by comparing the incidence rate for each pimavanserin group versus placebo. PT, preferred term; TEAE, treatment-emergent adverse events.

REFERENCES
 1. NUPLAZID [prescribing information]. San Diego, CA: Acadia Pharmaceuticals Inc.; 2020.
 2. Tariot PN, et al. *N Engl J Med*. 2021;385:309-319.

To receive a copy of this poster, scan QR code via barcode reader application. By requesting this content, you agree to receive a one-time communication using automated technology. Message and data rates may apply. Links are valid for 30 days after the congress presentation.