

An Open-label Study of Trofinetide for the Treatment of Rett Syndrome in Girls 2–4 Years of Age (DAFFODIL)

Alan K. Percy,¹ Robin Ryther,² Eric D. Marsh,³ Tim Feyma,⁴ David N. Lieberman,⁵ Jeffrey L. Neul,⁶ Timothy A. Benke,⁷ Daniel G. Glaze,⁸ Elizabeth M. Berry-Kravis,⁹ Amitha L. Ananth,¹ Colleen Buhriend,¹⁰ Serge Stankovic,¹¹ Kathie M. Bishop,¹¹ Mona Darwish,¹¹ James M. Youakim¹¹

¹University of Alabama at Birmingham, Birmingham, AL, USA; ²Washington University School of Medicine, St Louis, MO, USA; ³Children's Hospital of Philadelphia, Philadelphia, PA, USA; ⁴Gillette Children's Specialty Healthcare, St Paul, MN, USA; ⁵Boston Children's Hospital, Boston, MA, USA; ⁶Vanderbilt Kennedy Center, Vanderbilt University Medical Center, Nashville, TN, USA; ⁷Children's Hospital of Colorado/University of Colorado School of Medicine, Aurora, CO, USA; ⁸Texas Children's Hospital/Baylor College of Medicine, Houston, TX, USA; ⁹Rush University Children's Hospital, Chicago, IL, USA; ¹⁰Rush University Medical Center, Chicago, IL, USA; ¹¹Acadia Pharmaceuticals Inc., San Diego, CA, USA

BACKGROUND

- Rett syndrome (RTT) is a rare, debilitating X-linked neurodevelopmental disorder for which there is no approved treatment¹
- RTT primarily affects females (1 in 10,000–15,000 births)²
- RTT causes problems with neurologic function, with regression beginning around 6–18 months of age³
- This regression is characterized by loss of purposeful hand use and verbal communication as well as limited nonverbal skills, impaired motor skills, seizures, and behavioral and gastrointestinal issues¹
- Trofinetide is a novel synthetic analog of a tripeptide (glycine-proline-glutamate) that is enzymatically cleaved from the N-terminus of insulin-like growth factor-1⁴
- In the randomized, double-blind, placebo-controlled, phase 3 LAVENDER (ClinicalTrials.gov identifier: NCT04181723) study in girls and women with RTT, weight-based dosing with twice-daily (BID) oral trofinetide for 12 weeks demonstrated statistically significant improvement over placebo in the coprimary (Rett Syndrome Behaviour Questionnaire, Clinical Global Impression–Improvement [CGI-I] score) and in the key secondary (Communication and Symbolic Behavior Scales–Developmental Profile™–Infant Toddler Social Composite score) efficacy endpoints and had an acceptable safety profile⁵
- In the United States, RTT is commonly diagnosed at a median age of 2.7 years,⁶ so data are needed to inform trofinetide dosing recommendations and to evaluate its long-term safety in this population ≤5 years of age

OBJECTIVE

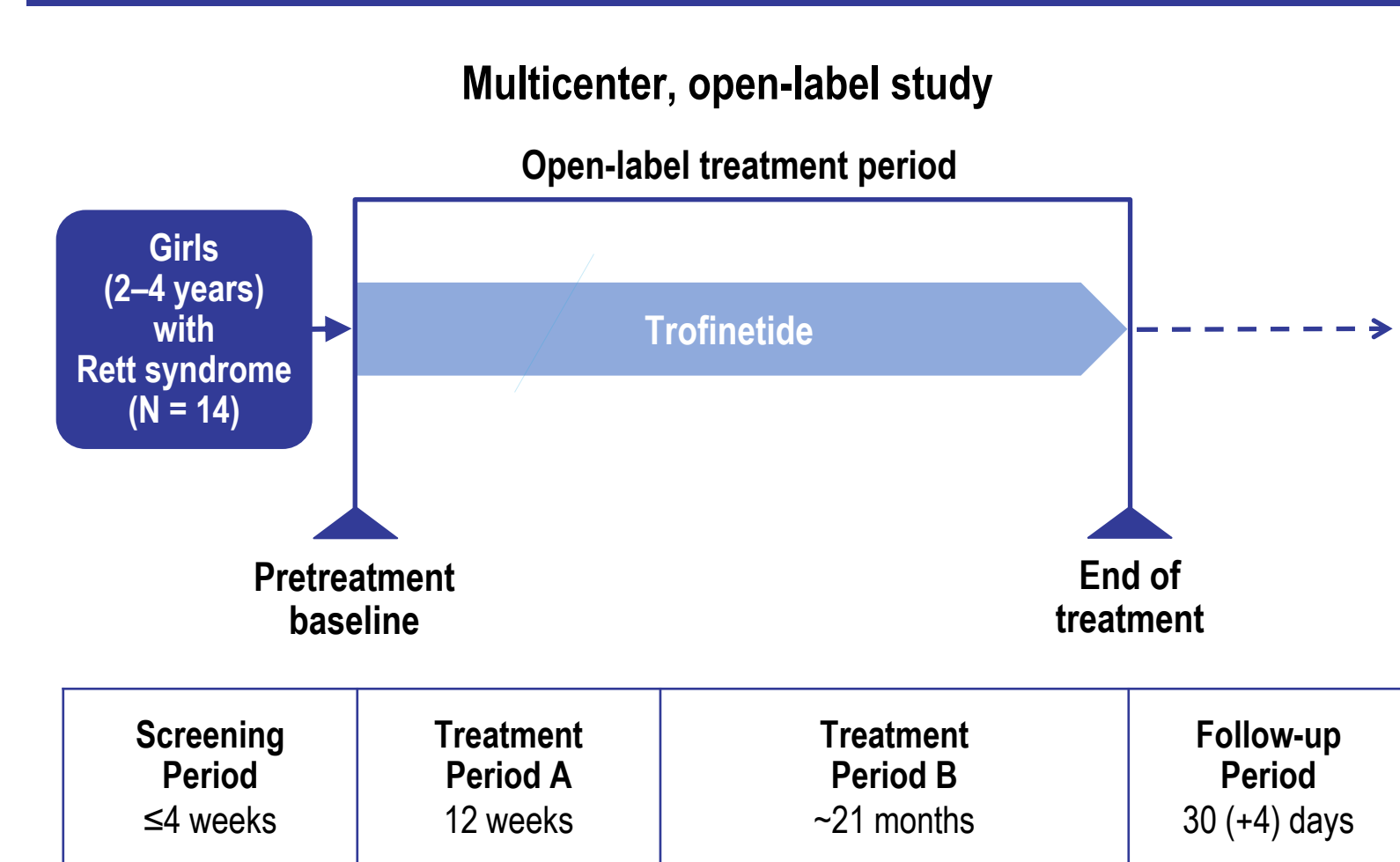
- To evaluate safety/tolerability, pharmacokinetics (PK), and preliminary efficacy of trofinetide in girls 2–4 years of age with RTT

METHODS

Study Design and Participants

- DAFFODIL (ClinicalTrials.gov identifier: NCT04988867) is a multicenter, open-label study of trofinetide open to girls 2–5 years of age with RTT
- The study has completed the planned enrollment of girls with RTT who met the inclusion criteria: 2–4 years of age with body weight ≥9 and <20 kg at screening, or 5 years of age with body weight ≥9 and <12 kg at screening; classic/typical RTT or possible RTT according to the Rett Syndrome Diagnostic Criteria; documented disease-causing mutation in the *methyI-CpG-binding protein 2* (*MECP2*) gene; CGI-Severity (CGI-S)⁷ score ≥4 at screening and baseline; and stable pattern of seizures (or no seizures) within 8 weeks before screening
- The duration of participation is 26 months and consists of screening, 2 treatment periods, and follow-up (Figure 1)
- Treatment Period A is designed for evaluating the dosing, safety/tolerability, and PK and lasts 12 weeks, the same length as the phase 3 LAVENDER study of trofinetide in girls and women 5–20 years of age with RTT⁵
 - Interim data from a database cutoff date of March 14, 2022 are presented for Treatment Period A
- Treatment Period B (about 21 months) is designed to assess the safety of long-term treatment with trofinetide
 - This treatment period is ongoing and thus not reported here

Figure 1. Study design



Dosing of Study Drug

- Trofinetide BID was administered orally or by gastrostomy tube and dosed according to body weight
 - Treatment began with trofinetide 2 g BID, with a dose increase to 4 g BID at the Week 2 visit
 - At the Week 4 visit, the dose was increased to the full dose: 5 g BID for participants who weighed ≥9 to <12 kg (baseline body weight), or 6 g BID for participants who weighed ≥12 to <20 kg

Study Endpoints

- Primary endpoints: safety
 - Treatment-emergent adverse events (TEAEs)
 - Treatment-emergent serious adverse events (AEs)
 - Withdrawals due to TEAEs
 - Potentially clinically important changes in other safety assessments (vital signs, electrocardiograms, laboratory evaluations [clinical chemistry, urinalysis, hematology])
- Exploratory efficacy endpoints
 - CGI-I score,⁷ scored from 1 (very much improved) to 7 (very much worse), such that a lower score indicates improvement
 - CGI-S score,⁷ scored from 1 (normal, not at all ill) to 7 (among the most extremely ill), such that a lower score indicates improvement
 - Caregiver's Global Impression–Improvement (CaGI-I) score, scored from 1 (much improved from baseline) to 5 (much worse from baseline), such that a lower score indicates improvement
 - Overall Quality of Life rating on the Impact of Childhood Neurologic Disability Scale (ICND-QoL)⁸
 - The child's overall quality of life is ranked from 1 (poor) to 6 (excellent), such that a higher score indicates improvement
- PK endpoints
 - Whole blood concentration of trofinetide
 - Blood samples were collected at each visit during Treatment Period A
 - Trofinetide PK parameters using the population PK approach⁹

RESULTS

- As of the interim cutoff date, 14 participants had been enrolled and 10 had completed Treatment Period A
- Baseline demographic and disease characteristics and RTT-related medical history are shown in Table 1

Table 1. Baseline characteristics for participants in the DAFFODIL study

Characteristic	Participants (N = 14)
Age, years	3.1 (0.83)
Age at RTT diagnosis, years	1.99 (0.42)
Race, n (%)	
White	13 (92.9)
Asian	1 (7.1)
Weight at baseline, kg	13.6 (2.3)
CGI-S score	4.6 (0.74)
MECP2 mutation severity	
Mild	4 (28.6)
Moderate	0
Severe	9 (64.3)
Missing	1 (7.1)
RTT-related medical history	
Constipation	9 (64.3)
Vomiting	2 (14.3)
Seizure	2 (14.3)

Data are presented as mean (standard deviation) unless otherwise specified
CGI-S, Clinical Global Impression–Severity; MECP2, methyl-CpG-binding protein 2; RTT, Rett syndrome

Safety

- Twelve participants (85.7%) reported ≥1 TEAE (Table 2); all were of mild or moderate severity
 - Diarrhea (64.3%) and vomiting (35.7%) were the most common TEAEs
 - No serious AEs or deaths were reported
 - One participant withdrew due to a TEAE (diarrhea)
- No clinically significant or potentially clinically important laboratory values were observed at Week 12 for chemistry, hematology, or urinalysis
- For vital signs, 1 participant exhibited a weight increase ≥7% from baseline at Week 12
- No participants exhibited any potentially clinically important electrocardiogram values up to and including Week 12

Exploratory Efficacy

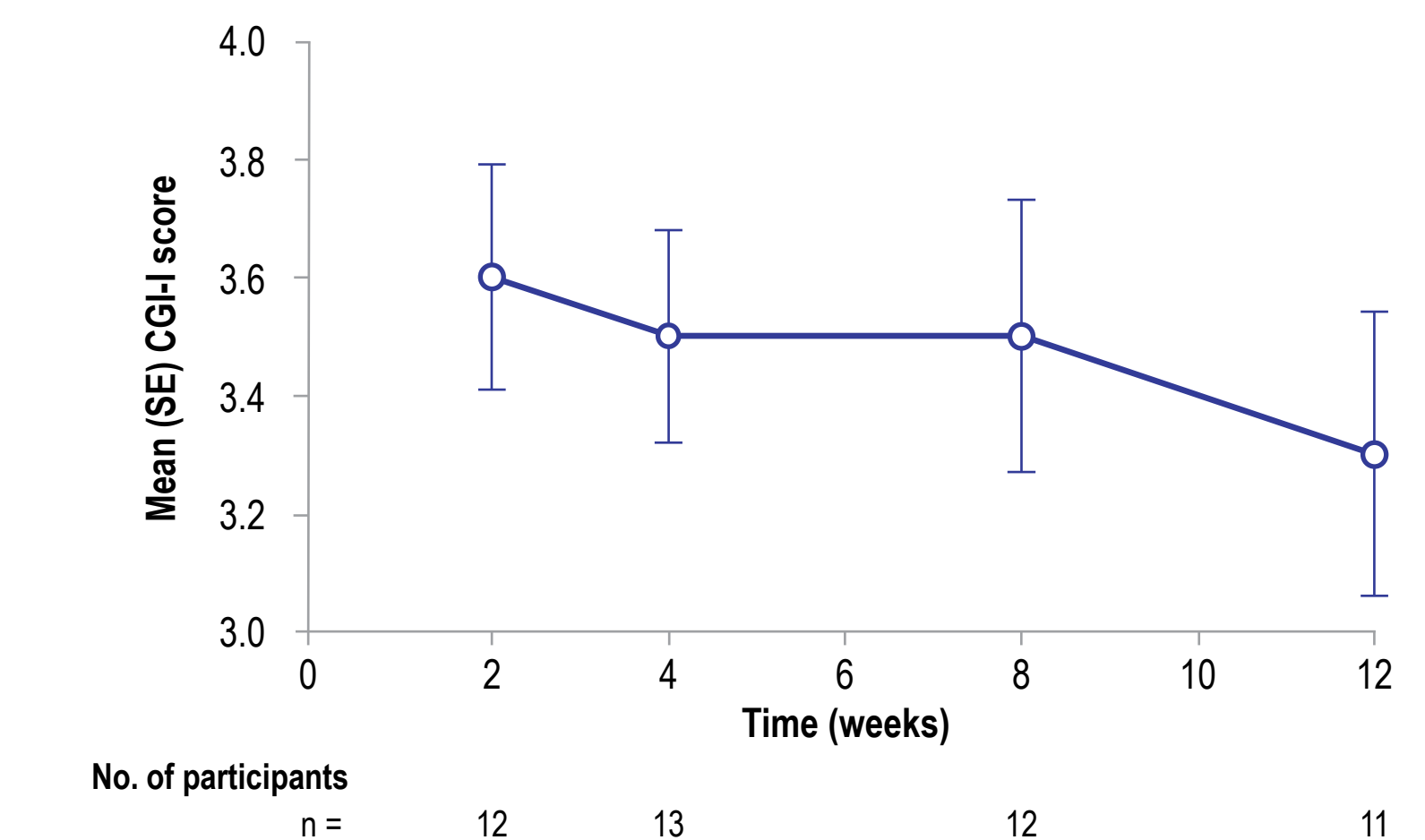
- Participants' scores improved on the CGI-I, with a mean (standard error [SE]) score of 3.6 (0.19) at Week 2 and 3.3 (0.24) at Week 12 (Figure 2)
- The mean (SE) CGI-S score at Week 12 was 4.7 (0.24) and was unchanged from the earlier timepoints, including baseline
- The mean (SE) CaGI-I score was 2.2 (0.13) at Week 12, indicating an improvement from baseline
- The mean (SE) ICND-QoL score improved from a baseline of 3.9 (0.25) to 4.2 (0.44) at Week 12

Table 2. TEAEs in the 12-week Treatment Period A

TEAEs, n (%)	Participants (N = 14)			
Any TEAEs	12 (85.7)			
Serious TEAEs	0			
Treatment-related TEAEs	8 (57.1)			
TEAEs leading to withdrawal	1 (7.1)			
Diarrhea	1 (7.1)			
Fatal TEAEs	0			
TEAEs by preferred term in >1 participant and maximum severity, n (%)	Total	Mild	Moderate	Severe
Diarrhea	9 (64.3)	6 (42.9)	3 (21.4)	0
Vomiting	5 (35.7)	4 (28.6)	1 (7.1)	0
COVID-19	4 (28.6)	4 (28.6)	0	0
Pyrexia	4 (28.6)	4 (28.6)	0	0
Cough	2 (14.3)	2 (14.3)	0	0
Dermatitis, diaper	2 (14.3)	2 (14.3)	0	0
Seizure	2 (14.3)	0	2 (14.3)	0
Somnolence	2 (14.3)	2 (14.3)	0	0

TEAE, treatment-emergent adverse event

Figure 2. Mean CGI-I score by visit

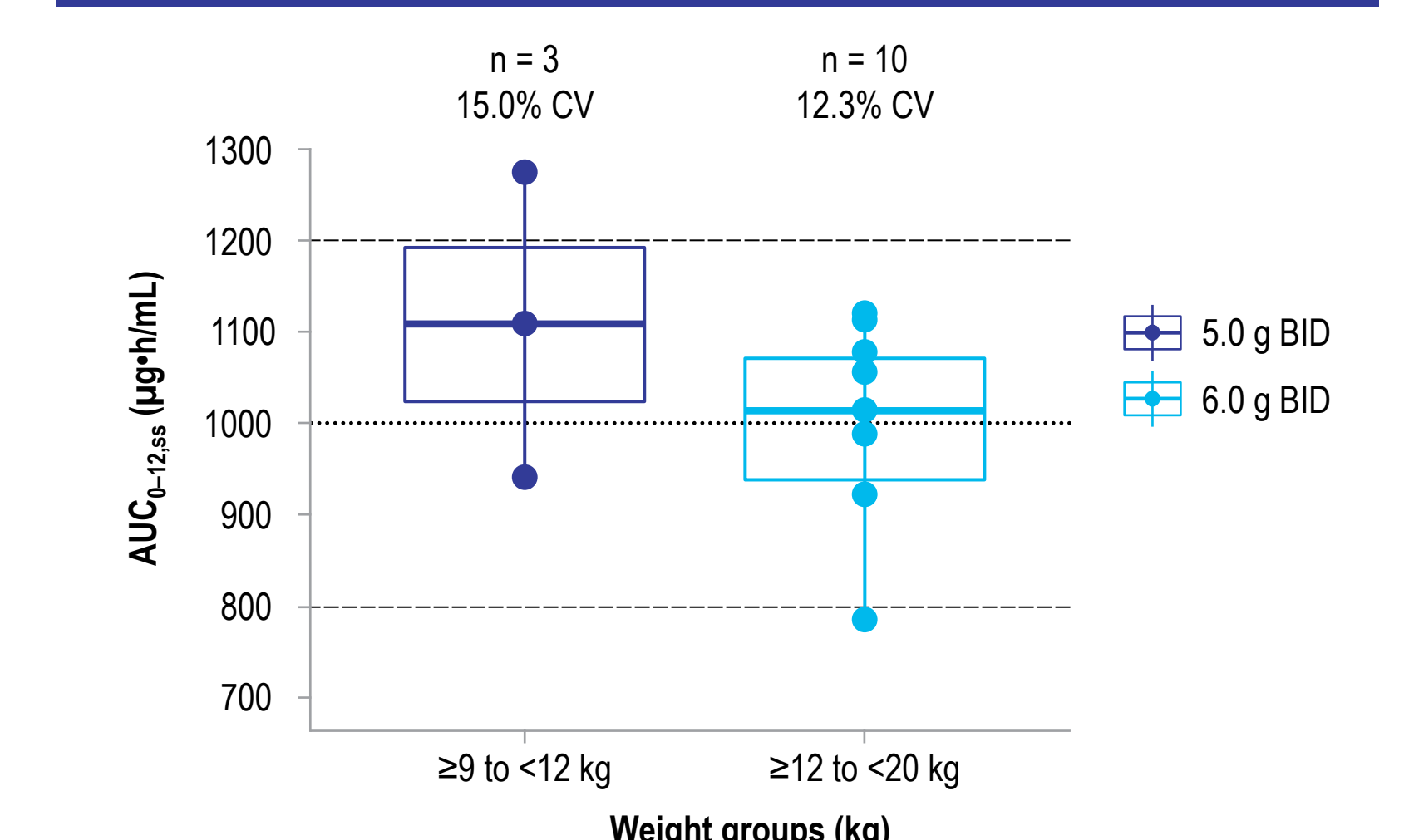


Scoring ranges from 1 (very much improved) to 7 (very much worse), such that lower scores indicate improvements
CGI-I, Clinical Global Impression–Improvement; SE, standard error

Pharmacokinetics

- Population PK analysis confirmed that, following the administration of trofinetide, the steady state exposure for 2–4-year-old participants who weighed ≥9 to <12 kg or ≥12 to <20 kg achieved the target exposure range (800–1200 µg·h/mL) (Figure 3)

Figure 3. Steady-state exposure (AUC_{0–12,ss}) values by body weight–banded dosing regimen



Dashed lines represent the target exposure range (AUC_{0–12,ss} = 800–1200 µg·h/mL). The dotted line represents the median target exposure (AUC_{0–12,ss} = 1000 µg·h/mL). AUC_{0–12,ss}, area under the curve from 0–12 hours at steady state; BID, twice daily; CV, coefficient of variation

CONCLUSIONS

- Trofinetide was well tolerated in girls 2–4 years of age
- Trends toward improvements in efficacy, as assessed by CGI-I, CaGI-I, and ICND-QoL, were observed by Week 12 of trofinetide treatment
- Population PK modeling confirmed that exposure to trofinetide was as predicted

REFERENCES

- Neul JL, et al. *Ann Neurol*. 2010;68(6):944–950.
- Fehr S, et al. *Pediatr Res*. 2011;70(3):313–319.
- Hagberg B. *Ment Retard Dev Disabil Res Rev*. 2002;8(2):61–65.
- Bickerdike MJ, et al. *J Neurol Sci*. 2009;278(1–2):85–90.
- Neul JL, et al. *Neurology*. 2022;99:e304.
- Banerjee A, et al. *Brain*. 2019;142(2):239–248.
- Guy W. Clinical global impressions. In: ECDEU Assessment Manual for Psychopharmacology. Rockville, MD: Department of Health, Education, and Welfare, 1976:218–222. (DHEW publication no. ADM 76-338.)
- Camfield C, et al. *Dev Med Child Neurol*. 2003;45:152–159.
- Oosterholt SP, et al. *Eur J Pharm Sci*. 2017;109S:S98–S107.

DISCLOSURES

AKP has received funding for consulting from Acadia Pharmaceuticals Inc., Anavex Life Sciences Corp., AveXis, and GW Pharmaceuticals; and is an adviser to the International Rett Syndrome Foundation. RR has no relevant disclosures. EDM has received funding from the International Rett Syndrome Foundation and the National Institutes of Health; funding for clinical trials from GW Pharmaceuticals, Marinus Pharmaceuticals, and Zogenix; and consultancy fees from Stoke Therapeutics. TF has received speaker fees from PTC Therapeutics. DNL has received funding for clinical trials from Acadia Pharmaceuticals Inc., Anavex Life Sciences Corp., GW Pharmaceuticals, and Rett Syndrome Research Trust; and consultancy fees from Acadia Pharmaceuticals Inc., Neurogene, and Taysha Gene Therapies. JLM has received research funding from the National Institutes of Health, the International Rett Syndrome Foundation, and Rett Syndrome Research Trust; and personal consultancy fees from Acadia Pharmaceuticals Inc., Analysis Group, AveXis, GW Pharmaceuticals, Hoffmann-La Roche, Myrtille, Neurogene, Newron Pharmaceuticals, Signant Health, and Taysha Gene Therapies; he serves on the scientific advisory board of Alcyone Lifesciences; is a scientific cofounder of Lixarbio Therapeutics; and was a member of a data safety monitoring board for clinical trials conducted by Ovid Therapeutics. TAB has received funding for consulting from Acadia Pharmaceuticals Inc., Alcyone Therapeutics, Inc., GRIN Therapeutics, GW Pharmaceuticals, the International Rett Syndrome Foundation, Marinus Pharmaceuticals, Neuren Pharmaceuticals, Neurogene, Ovid Therapeutics, Takeda, Ultragenyx, and Zogenix; and funding for clinical trials from Acadia Pharmaceuticals Inc., GW Pharmaceuticals, Marinus Pharmaceuticals, Ovid Therapeutics, and Rett Syndrome Research Trust; all remuneration has been made to his department. DSG has received personal compensation and research support from Acadia Pharmaceuticals Inc., Neuren Pharmaceuticals, and Neuron Pharmaceuticals. EMB-K has received funding from Acadia Pharmaceuticals Inc., BioMarin, Cydan Development, Inc., ESCAPE Bio, Fulcrum Therapeutics, GeneTx Biotherapeutics, GW Pharmaceuticals, Healy Labs, Ionis Pharmaceuticals, Lumos Pharma, Malinkrodt Pharmaceuticals, Orphazyme, Ovid Therapeutics, REGENXBIO, Roche, Ultragenyx, Yamo Pharmaceuticals, and Zynerva Pharmaceuticals to consult on trial design or development strategies in fragile X syndrome or other neurodegenerative disorders. ALA has received funding for clinical trials from Anavex Life Sciences Corp. and Acadia Pharmaceuticals Inc. GB has no relevant financial disclosures. SS, KMB, MD, and JMY are employees of and stakeholders in Acadia Pharmaceuticals Inc. SS is also a board director and stockholder of Neurogene.

